


Saint Edward the Confessor Master Plan Phase 2 Kickoff


May 8, 2024



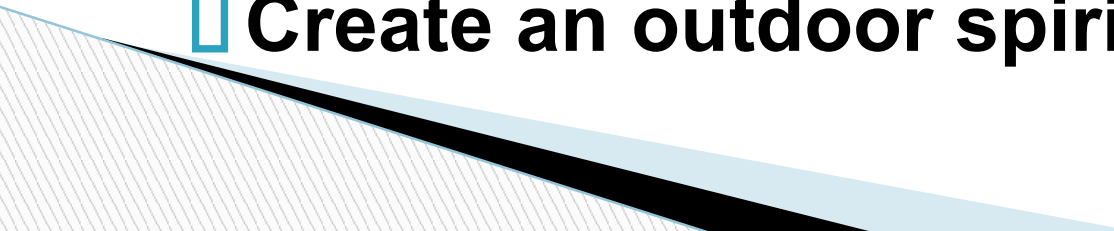
Phase 2 Committee Purpose

- ▣ **Identify the needs/wants of the Staff, Ministries, and Parishioners as it pertains to use of St. Edward Facilities**
 - ▣ **Develop a list of recommended Facility changes and improvements to address those needs/wants**
 - ▣ **Implement those changes approved by the Parish Community**
- 

Master Plan Phase 1 History

- **2009-2010: Began Plan to Expand and Improve our Church Facilities and Hired Architect**
 - **2011-2013: Gathered Ideas and Suggestions from Parish Ministries and Parishioners**
 - **2011-2013: Developed “Build New” and “Renovate Existing” Alternatives and Reviewed with Parish**
 - **2014-2015: Obtained Town of Clifton Park Approval and drafted Contract and Construction Plans**
 - **2016 – 2017: Construction of New Church Sanctuary and Renovated Atrium ... Church Dedicated Dec. 2017**
- 


Original Priorities Implemented

- ▣ **Improve St. Edward's physical and symbolic expression to the larger community**
 - ▣ **Create a larger central Gathering Area**
 - ▣ **Create a more spiritually inspiring sacred space for Worship and private prayer and add additional Worship seating capacity**
 - ▣ **Create an outdoor spiritual space**
- 


Original Priorities Not Yet Implemented

- ❑ **Create a clear main entrance to the Church**
 - ❑ **Provide space for our Faith Formation program**
 - ❑ **Provide space to connect with and engage our youth**
 - ❑ **Provide space to address growing Parish Outreach programs**
 - ❑ **Improve Kitchen to support Parish activities**
- 

Possible Goals for Phase 2

- Repurpose our Building to address needs of our Youth and Families
 - Expand the Outdoor Recreational Area to encourage use by our Youth and Families
 - Create a recognizable main entrance to the church
 - Modernize and Expand our Kitchen
 - Renovate the Atrium to better utilize space
 - Reorganize and Expand our Storage Spaces
- 


Repurpose Our Building

- ▣ **Repurpose our Faith Formation Classroom area to be better utilized by Youth Ministry Program**
 - ▣ **Create a safe, friendly space for our Youth to congregate after school, on weekends and holidays**
 - ▣ **Provide a social hangout space**
 - ▣ **Provide a quiet study space**
 - ▣ **Provide safe and easy access to drop-off and pickup**
 - ▣ **Grow our Youth Ministry Program while growing our Parish Community**
- 

Expand Outdoor Recreational Use

- ❑ **Expand the Outdoor Recreational Area to encourage use by our Youth and Families**
 - ❑ **Add “safe places” to gather for sports, games, picnics and conversations**
 - ❑ **Provide covered picnic area and secured grills**
 - ❑ **Develop possible horseshoe & cornhole areas, basketball hoops, pickleball court(s), etc.**
 - ❑ **Provide the opportunity to create “leagues” on evenings and weekends in Spring, Summer, and Fall**
- 


Recognizable Main Entrance

- ▣ **Create a clearly visible, welcoming, and operationally efficient entrance**
 - ▣ **Orient the entrance close to main parking to minimize walking distance for all Parishioners, especially the handicapped**
 - ▣ **Entrance which controls heat/cool loss**
 - ▣ **Location more easily found by visitors**
- 

Modernize/Expand Kitchen

- ▣ Upgrade and increase capacity of appliances
 - ▣ Expand cooking space
 - ▣ Larger, separate and sanitary food preparation areas
 - ▣ Larger sinks to be able to clean large pots and pans
 - ▣ Additional dishwasher capacity
 - ▣ Improved ventilation and fire safety
 - ▣ Facilitate easier food delivery to multiple locations
 - ▣ Separate cleaning space
 - ▣ Create separate Kitchen storage space
 - ▣ Convenient delivery to kitchen storage
 - ▣ Storage spaces for paper supplies/canned goods/refrigerated foods
 - ▣ Restricted access storage for cleaning supplies
- 


Renovate the Atrium

- ▣ **Remodel the Atrium to make it more “welcoming” and facilitate broader use**
 - ▣ **Make it easier to support activities that require food and beverage**
 - ▣ **Improve electrical, lighting, and sound systems**
 - ▣ **Facilitate better storage and easier cleaning**
 - ▣ **Encourage expanded use for other Parish activities and outreach programs**
- 


Reorganize/Expand our Storage Spaces

- Designate/Create separate storage spaces for “Non-Kitchen” items such as:
 - Faith Formation
 - Music
 - Knights of Columbus
 - Hospitality
 - Facility Maintenance
 - IT Designated Area
 - Youth Ministry
 - Holiday Decorations
- 


Other Suggestions Received Thus Far

- ▣ **Provide an indoor children's play area for use during Mass**
 - ▣ **Provide secured portions of the building for various meetings and functions**
 - ▣ **Create a second Kitchen or Coffee Bar for dual use periods**
 - ▣ **Create classroom areas for Adult Faith Education**
 - ▣ **Increase lighting outside the Church, especially in the entrance/exit areas**
 - ▣ **Add security cameras for the outside recreational area**
 - ▣ **Make sure all educational seating is comfortable**
 - ▣ **Create a separate location to wash/dry linens and cloth materials used at the Church**
- 


Other Suggestions Received Thus Far

- ❑ **Redesign or replace the fixtures in the original restrooms in the Faith Formation wing**
 - ❑ **Create a separate room or location for First Aid**
 - ❑ **Create a mini-soccer area and add a batting cage for practice**
 - ❑ **Consider adding walkways from the Church to other close-by neighborhood attractions, e.g. Shen, the new Town Park, etc.**
 - ❑ **Consider a separate “Youth Building”**
 - ❑ **Add table lamps at the sign-up tables**
 - ❑ **Add a backup generator for the Church**
- 


Other Suggestions Received Thus Far

- ❑ **Add a “safe room” in the Faith Formation area**
 - ❑ **Expand the Sacristy**
 - ❑ **Place “privacy (dual) doors” in front of the Atrium restrooms and between the Atrium and the Church**
 - ❑ **Create both Adult and Youth Libraries**
 - ❑ **Fix the Bell Tower and “weather enclose” the Bell mechanism**
 - ❑ **Add a crucifix in the Social Hall**
 - ❑ **Add Solar Panels to generate revenue and reduce costs**
 - ❑ **Consider a Day Care Program run by a third party**
- 


Project Guidelines

- ❑ **There are no current plans for a new capital campaign drive**
 - ❑ **Any/all structural changes will stay within existing building structure (footprint)**
 - ❑ **Continued support for all present internal and outreach programs**
 - ❑ **All changes should try to stabilize or decrease operational costs**
 - ❑ **All suggested ideas will be evaluated to determine feasibility**
 - ❑ **Determine any Diocesan limitations**
- 

Phase 2 Initial Steps (2023-2024)

- 1. Seek information and ideas from Ministries, Parishioners and Staff**
 - 2. Review and consolidate information received**
 - 3. Determine a realistic project budget**
 - 4. Present outcomes to the Ministries, Parishioners and Staff – collect feedback**
 - 5. Reach consensus on final ideas and priorities**
 - 6. Decision to move ahead with project and reach out to “professionals” (Architects, etc.)**
- 

Phase 2 Design Steps (2024-2025)

- 1. Procure Architect and provide list of priorities, budget and intended schedule**
 - 2. Present preliminary plans to the Parish and collect feedback**
 - 3. Decide on plan changes based on feedback**
 - 4. Design final plans and submit for Town of Clifton Park review/approval**
 - 5. Submit plans to potential contactors for bidding and construction**
- 

What Did We Miss?

Questions?

Concerns?

Comments?

